



MOUNTING OPTIONS

Container shelters

**BUILD IT.
STORE IT.
FIX IT.**



**WE'VE GOT
YOU COVERED**

WE'VE GOT YOU COVERED

At Kroftman, we offer various mounting options for container shelters, both for containers and concrete walls. The number of brackets required is calculated based on the construction of your shelter.

We provide five different mounting methods designed for specific applications:

- Container brackets for edges of 5-8 cm
- Mounting beams for Openside and office containers
- Twistlock brackets for attachment to end walls
- Welding brackets for permanent installation
- Concrete anchors for concrete walls



Not only have we considered all mounting possibilities, but we've also ensured that all our container shelters are calculated according to EN13782. This guarantees safety and stability. You can find detailed information in our free downloadable build book, which includes all construction drawings and calculations.

ENDLESS POSSIBILITIES

Thanks to the wide range of mounting options for standard, Openside, office containers, concrete walls, our container shelters are highly versatile. They are successfully used in areas such as construction, industry, waste management, sports, and the green sector.

Prices are based on the 6 by 6 meter container shelter. The overview shows which mounting options are available for each situation. Some options are calculated per side, others per shelter.




CURIOUS WHICH CONFIGURATION SUITS YOUR SITUATION BEST?

Our team is happy to think along with you and answer your questions!

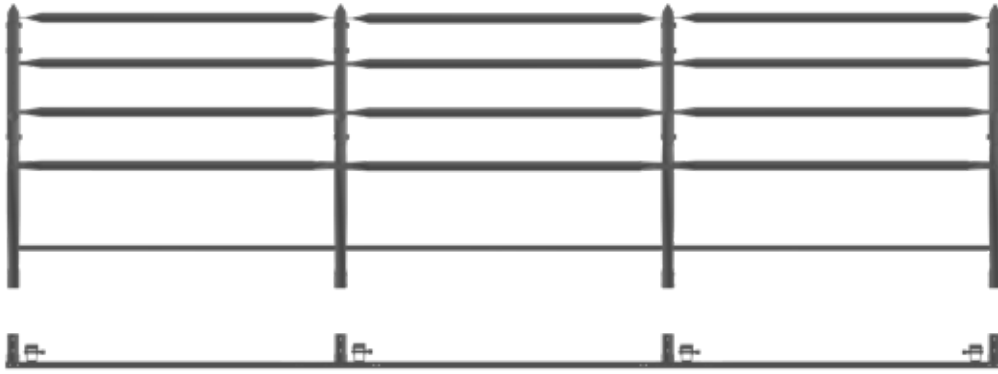
+31 26 700 9 700

sales@kroftman.com



Our container shelters are available in standardized widths and lengths. The length measurements correspond to the standard lengths of shipping containers.


The installation option depends on the type of container or concrete wall you already have or wish to acquire.




CONTAINER
Container bracket



OPEN SIDE CONTAINER
Mounting beam



CONCRETE WALL
Concrete anchor



CONTAINER FRONT
Twistlock bracket



INSTALLATION OPTIONS

The number of brackets is automatically calculated based on the shelter.

(The prices below are based on the CTS606)

	 Container edge 5-8 cm	 Container edge <5-8 cm>	 Openside and office containers	 Speciale setups	 Concrete wall
 €310,-	✓				
 €620,- per side	—	✓	✓	—	
 €280,- per side				✓	
 €250,-	✓	✓	✓	✓	
 €128,-					✓

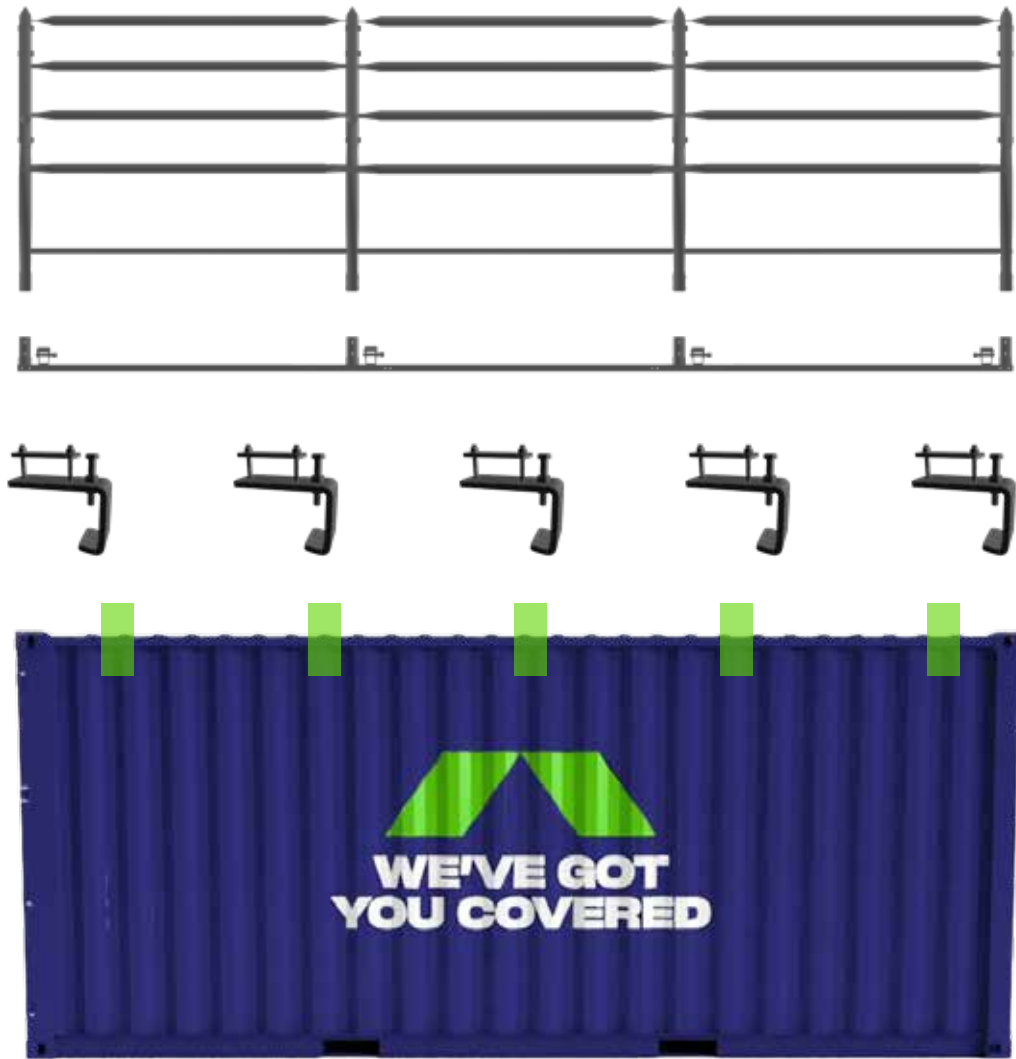
 recommended mounting option
  Installation is possible

CONTAINER BRACKETS

The cheapest, fastest, and weld-free option

Attaches to the container edge without welding.

Suitable for all containers with an edge between 5 and 8 cm.


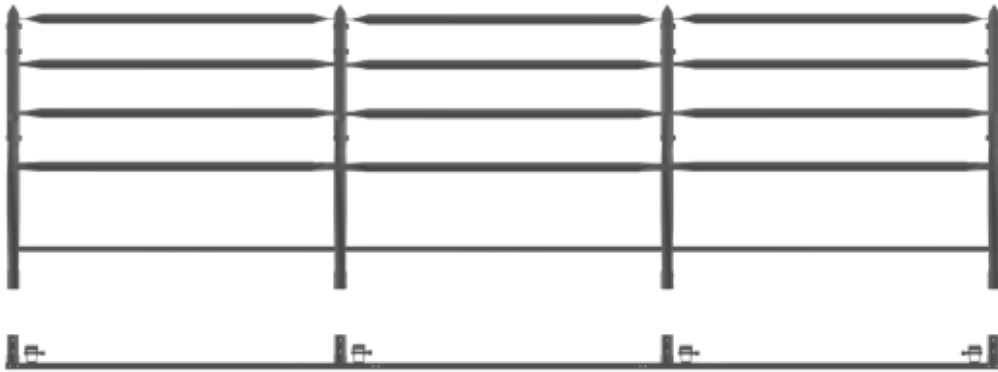


MOUNTING BEAMS

Bridges 6 meters with only 2 attachment points

Attach the mounting beam to the twistlocks.

Suitable for specialty containers such as Openside containers and office

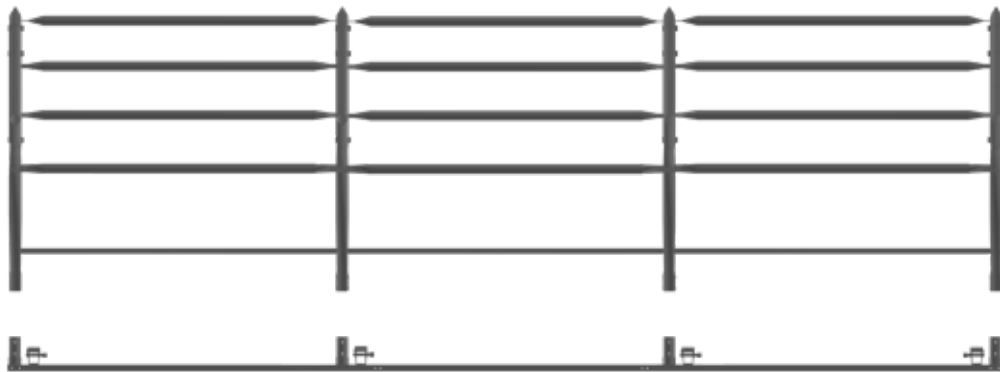


TWISTLOCK BRACKETS

Allows for opening a container under the shelter

Attaches to the 4 twistlocks.

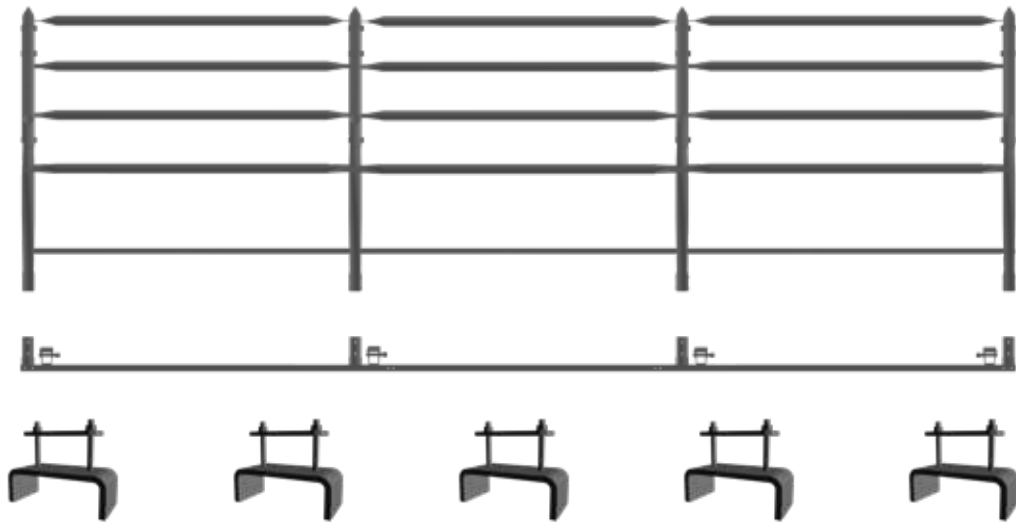
Suitable for installation at the front or rear of the container.



WELDING BRACKETS

Suitable for all containers

These brackets can be attached to any container. A permanent solution, ideal for when welding is possible on the container. (First, place the base rail on the container to mark the ideal position for the attachment.)



CONCRETE ANCHORS

A quick method for covering concrete or silo structures

Suitable for all concrete constructions.

