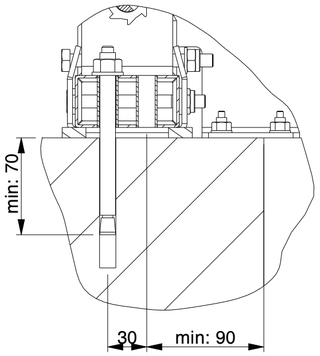

DETAIL A
SCALE 3:10

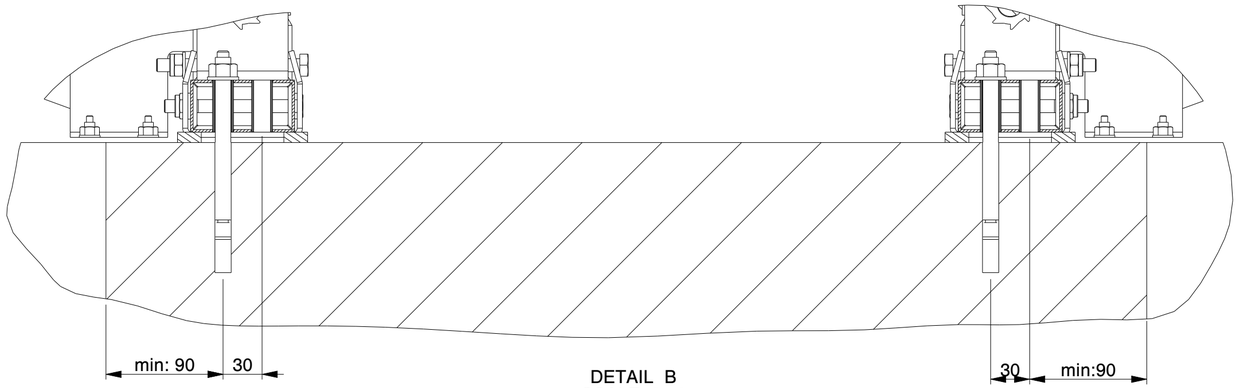

DETAIL B
SCALE 3:10

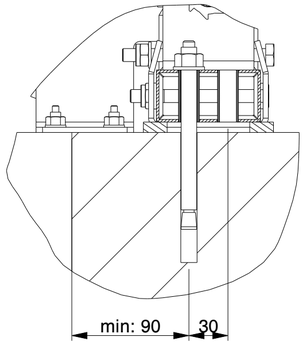

DETAIL C
SCALE 3:10

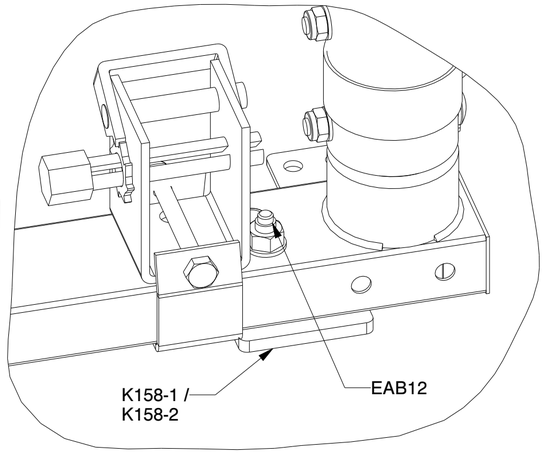

DETAIL D
SCALE 2:5

MULTIPLE SETUP

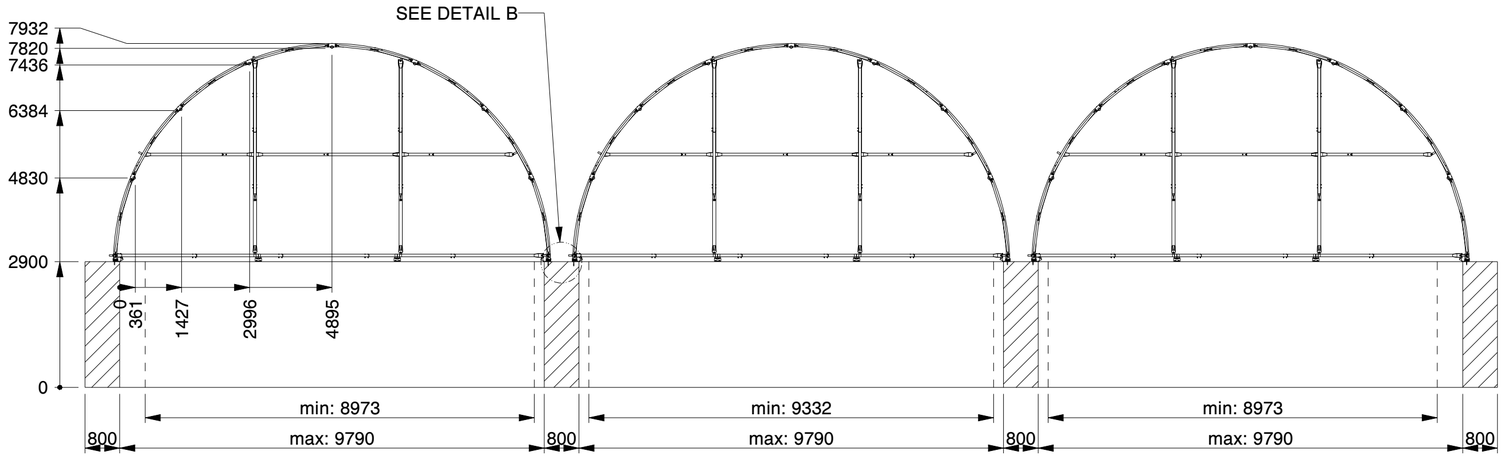

SECTION A-A

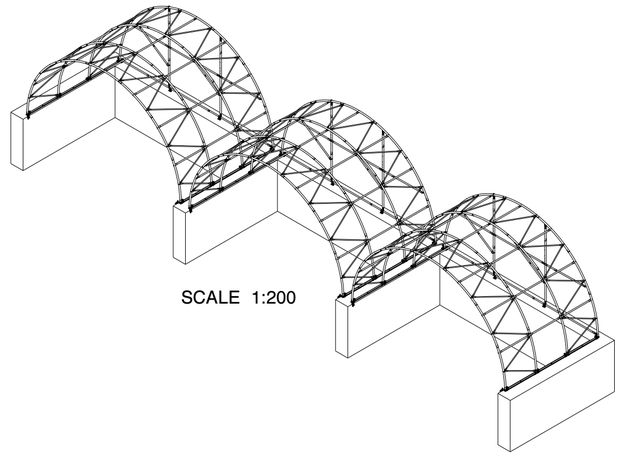

SCALE 1:200

SINGLE SETUP

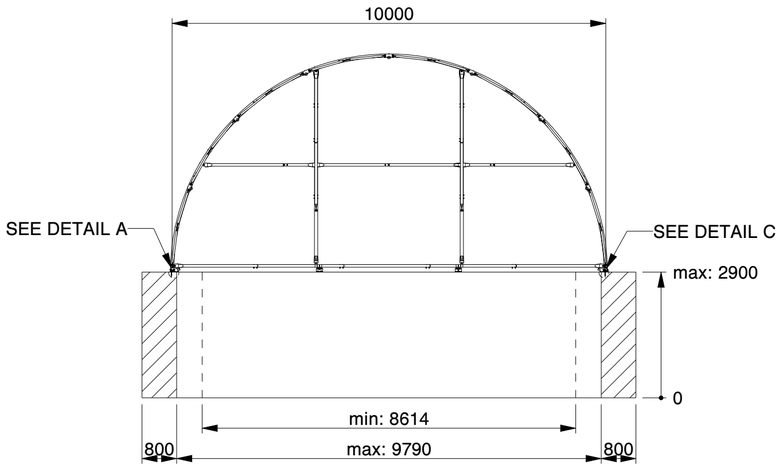

SECTION A-A

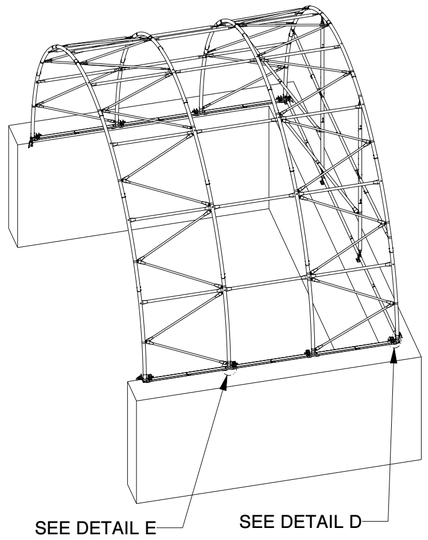

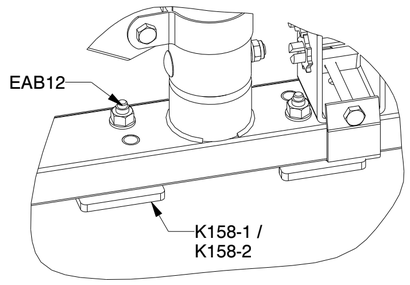

DETAIL E
SCALE 1:4

NOTE: In the structural calculation according to EN 13782, the maximum height, as indicated on the drawing, has been applied. The wall dimensions are provided as an indication to give a better understanding of the necessary preparations.
For certainty regarding the strength of the wall in relation to the forces from the compartment, we recommend having the wall calculated by a structural engineer.

NOTITIE: In de statische berekening volgens EN 13782 is de maximale hoogte, zoals aangegeven op de tekening, gehanteerd. De afmetingen van de wand zijn indicatief weergegeven om een beter beeld te geven van de benodigde voorbereidingen.
Voor zekerheid over de sterkte van de wand in relatie tot de krachten van de overkapping en de belasting vanuit het vak, adviseren wij om de wand door een constructeur te laten berekenen.

HINWEIS: In der statischen Berechnung gemäß EN 13782 wurde die maximale Höhe, wie in der Zeichnung angegeben, berücksichtigt. Die Wandabmessungen sind indikativ dargestellt, um einen besseren Überblick über die erforderlichen Vorbereitungen zu geben.
Für Gewissheit über die Festigkeit der Wand in Bezug auf die Kräfte der Überdachung und die Belastung aus dem Fach empfehlen wir, die Wand von einem Statiker berechnen zu lassen.

NOTE: Dans le calcul statique selon la norme EN 13782, la hauteur maximale, comme indiquée sur le dessin, a été appliquée. Les dimensions du mur sont données à titre indicatif afin de mieux comprendre les préparations nécessaires.
Pour garantir la

KROFTMAN®

LASERCUT ACCORDING: EN-ISO 9013-5-4-1 MATERIAL CERTIFICATE: 3.1 (OR 2.2 WHEN S235JR) GALVANIZING ACCORDING: EN ISO 1461 BEND RADIUS UNLESS DEFINED Ri = t			MATERIAL: See List TREATMENT: None	
TOLERANCES UNLESS OTHERWISE SPECIFIED:			STATUS: Released	
GENERAL ROUGHNESS Ra x	DIMENSION: ±x	ANGLE: ±x°	MODEL NUMBER TCA0320	REVISION: 0
DESCRIPTION: CT-A-1006 v2 on concrete wall				
SCALE: 1:100	UNITS mm	PROJECTION:	MODIFIED ON: 15-04-2026 MODIFIED BY: AVA MASS: 2551,5 kg	APPROVED ON: 15-04-2026 APPROVED BY: BVB Sheet 1 of 2 / Size: A2

© KROFTMAN STRUCTURES B.V. Duplication and copying without written permission of the owner is prohibited

DRAWING NAME: TCA0320 MODEL VERSION: 0.2

Optional end wall

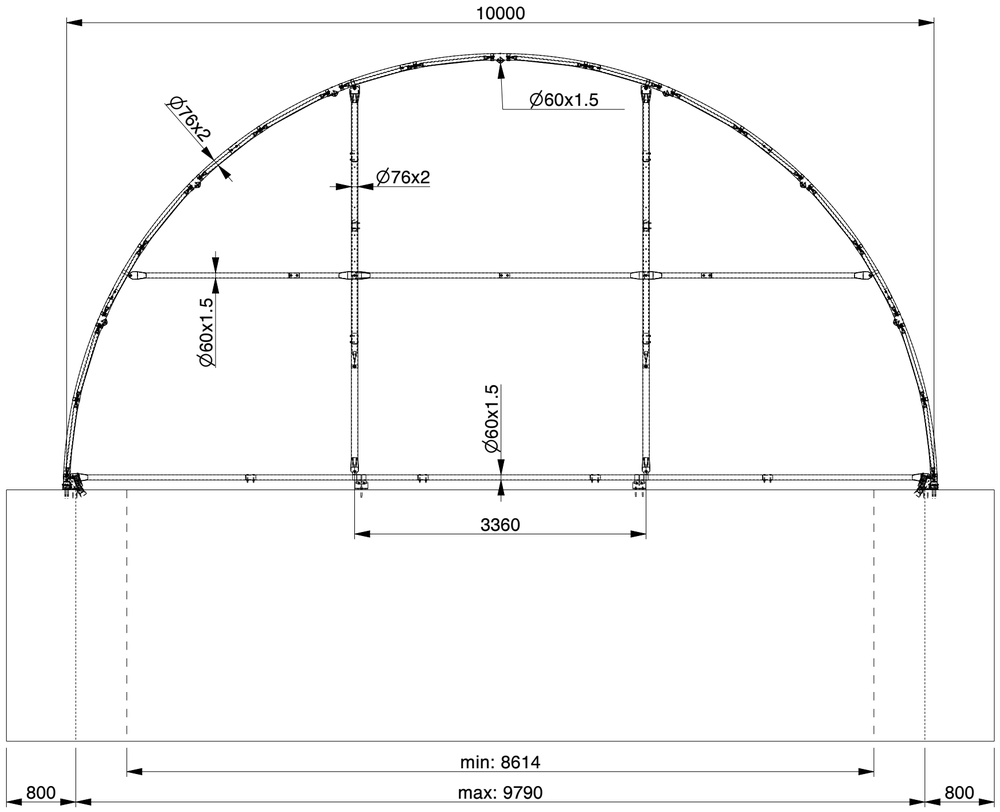

Back view

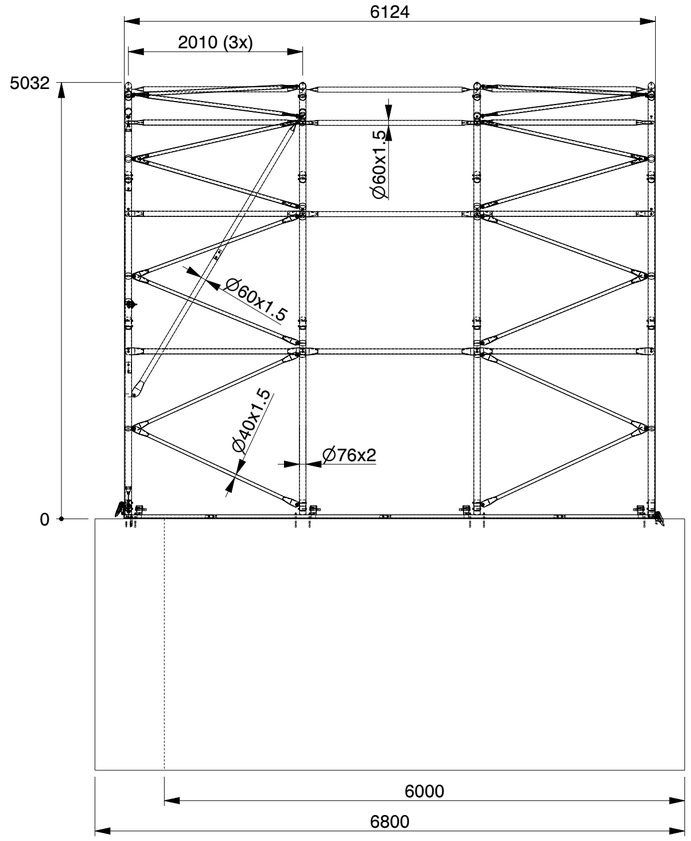

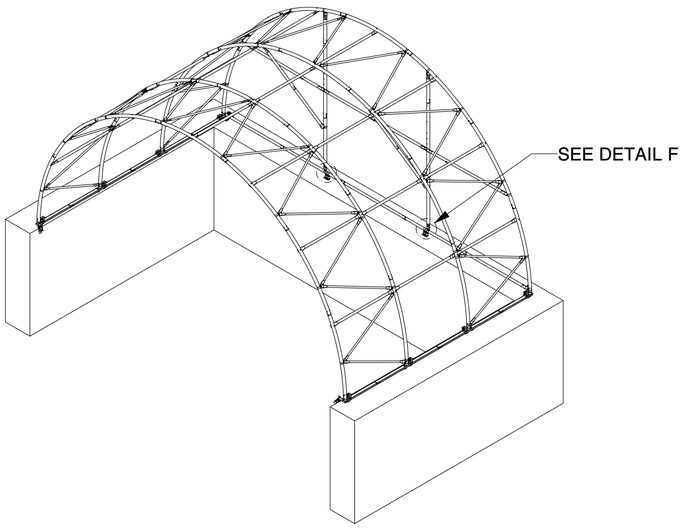

SCALE 1:100

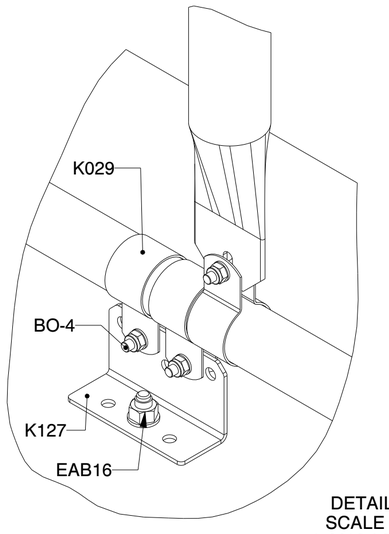

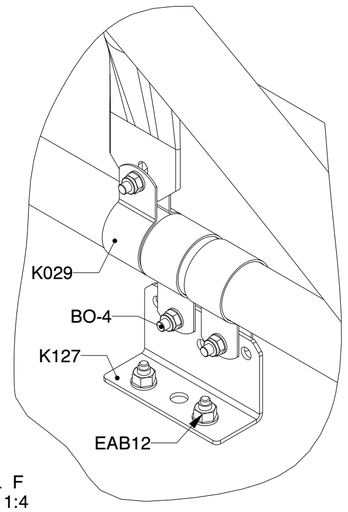

DETAIL F
SCALE 1:4
1xM16 / 2xM12

NOTE: In the structural calculation according to EN 13782, the maximum height, as indicated on the drawing, has been applied. The wall dimensions are provided as an indication to give a better understanding of the necessary preparations.
For certainty regarding the strength of the wall in relation to the forces from the canopy and the load from the compartment, we recommend having the wall calculated by a structural engineer.

NOTITIE: In de statische berekening volgens EN 13782 is de maximale hoogte, zoals aangegeven op de tekening, gehanteerd. De afmetingen van de wand zijn indicatief weergegeven om een beter beeld te geven van de benodigde voorbereidingen.
Voor zekerheid over de sterkte van de wand in relatie tot de krachten van de overkapping en de belasting vanuit het vak, adviseren wij om de wand door een constructeur te laten berekenen.

HINWEIS: In der statischen Berechnung gemäß EN 13782 wurde die maximale Höhe, wie in der Zeichnung angegeben, berücksichtigt. Die Wandabmessungen sind indikativ dargestellt, um einen besseren Überblick über die erforderlichen Vorbereitungen zu geben.
Für Gewissheit über die Festigkeit der Wand in Bezug auf die Kräfte der Überdachung und die Belastung aus dem Fach empfehlen wir, die Wand von einem Statiker berechnen zu lassen.

NOTE: Dans le calcul statique selon la norme EN 13782, la hauteur maximale, comme indiquée sur le dessin, a été appliquée. Les dimensions du mur sont données à titre indicatif afin de mieux comprendre les préparations nécessaires.
Pour garantir la

KROFTMAN®

LASERCUT ACCORDING: EN-ISO 9013-5-4-1 MATERIAL CERTIFICATE: 3.1 (OR 2.2 WHEN S235JR) GALVANIZING ACCORDING: EN ISO 1461 BEND RADIUS UNLESS DEFINED Ri = t			MATERIAL: See List TREATMENT: None
TOLERANCES UNLESS OTHERWISE SPECIFIED:			STATUS: Released
GENERAL ROUGHNESS Ra x	DIMENSION: ±x	ANGLE: ±x°	MODEL NUMBER: TCA0320 / REVISION: 0
DESCRIPTION: CT-A-1006 v2 on concrete wall			
SCALE: 1:50	UNITS: mm	PROJECTION:	MODIFIED ON: 15-04-2026 / APPROVED ON: 15-04-2026
			MODIFIED BY: AVA / APPROVED BY: BVB
			MASS: 2551,5 kg / Sheet 2 of 2 / Size: A2

© KROFTMAN STRUCTURES B.V. Duplication and copying without written permission of the owner is prohibited

DRAWING NAME: TCA0320 MODEL VERSION: 0.2