

1 GENERAL



Approval of assembly order

Kroftman will accept an assembly order only after the building site, after an inspection, is finally approved.



Forklift with driver

Forklift (1500kg) with driver present at unloading point.



Delivery

At the end of the last day of assembly, an authorized employee of the client needs to be present for the delivery and any (final) payment.



Final Payment

Any (final) payment on last day need to be paid by bank transfer. Before the delivery of the assembly, hand over proof of payment to Kroftman (sales@kroftman.nl).



Waste

Assembly waste and packaging material is collected and piled up by the assembly team. The customer is responsible for disposal of the waste.

-6°C



Cessation of work.

Work is suspended or not started in the event of stormy weather or temperature with a wind chill of -6C.



Permits and Documents

The client is responsible for the necessary permits and documents.



Slope

Slope of the rain gutters follows slope of the terrain.



Tension on ropes

Kroftman shall on delivery ensure sufficient tension. Thereafter the client is responsible for checking and maintaining sufficient tension on the tensioners and ropes of tarpaulins.

2 THE UNLOADING POINT



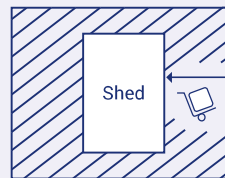
Trucks

Accessible for trucks (22.5m L x 3m W x 4.5m H) Ground clearance max. 0.3m.



Unloading point access

Unloading point accessible at agreed upon delivery time.



Materials

Unloading area at max. 10 meters distance from the construction site.



Rideability unloading point

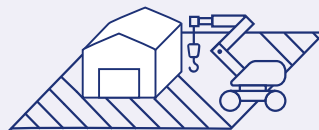
Location must be easy to drive with a forklift or a truck-mounted forklift regardless of the weather situation.

3 THE CONSTRUCTION SITE



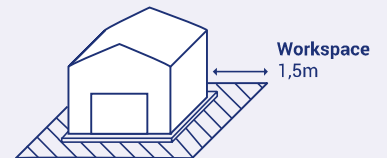
Sanitary

Sanitary facilities for Kroftman mechanics.



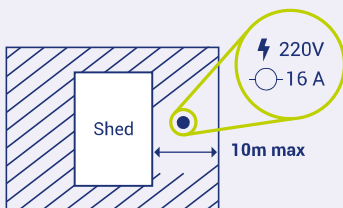
Construction site

2 times the area of the hall and 1.5m of free movement area.



Workspace

At least 1.5 meters of working space around the building area.



Electricity connection

An electrical connection 220V(16A) within 10m of the construction site.



07:00
to
18:00

Access to construction site

Access for Kroftman mechanics to construction site from 07:00 to 18:00 during weekdays.

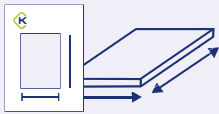


Rideability construction site

Location must be easily accessible with an aerial work platform, forklift or truck-mounted forklift regardless of the weather situation.

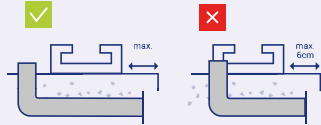
ADDITIONAL TERMS AND CONDITIONS FOR KROFTMAN SHEDS

4 WHEN MOUNTED WITH CONCRETE ANCHORS ON A CONCRETE FOUNDATION



Concrete foundations

The concrete foundations are manufactured with the exact surface dimensions according to Kroftman construction drawings.



No obstructions

No obstructions in, under or protruding from location of baserail (e.g., casing pipes, sewer pipes and/or lightning conductors).



Foundation

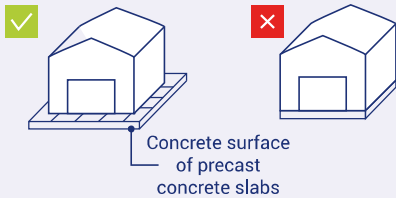
Client is responsible for adequate construction of the foundation in accordance with local legislation, intended use and strength calculations.



Concrete surface

Must be horizontal, flat and hardened. With unevenness higher/deeper than 5mm, a watertight connection is not guaranteed.

5 MOUNTING WITH CONCRETE ANCHORS ON A FLOOR OF PRECAST CONCRETE SLABS



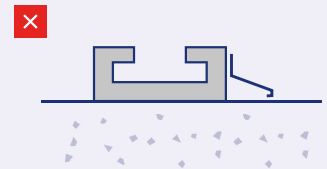
Concrete surface of precast concrete slabs

Concrete surface of precast concrete slabs shall be well in excess of the surface dimensions of the shed, in order to prevent tipping of concrete slabs.



Correct construction

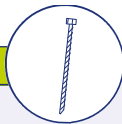
Client is responsible for correct construction (such as substrate and slab thickness), the intended use and the general strength calculations.



Concrete surface

When using prefabricated concrete slabs, due to the differences in height between the concrete slabs and the absence of the drip trim watertightness cannot be guaranteed.

6 MOUNTING WITH GROUND PINS



The mounting surface

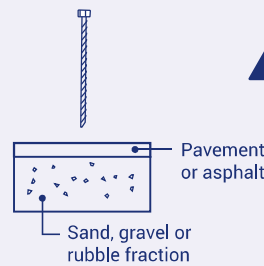
Must be flat (unevenness max. 5mm high/deep).



Drainage max. 1 cm per meter, with a max. of 10 cm over length of the hall.



A hollow, convex or concave surface is not permitted. Completion with watertight connection is not possible.



! Mounting with ground pins

Only permitted for temporary applications on for example pavement (concrete, asphalt). The underlying soil consists of compacted sand, gravel or rubble fraction.

The pavement is pre-drilled with 30mm Ø

7 WATERPROOFING

Watertightness can only be guaranteed with the application of the drip trim and sufficient height difference at ground level.

